

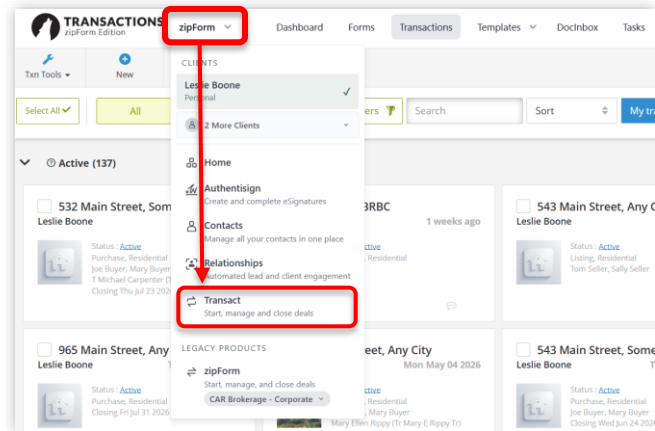
# zipForm /Transact: Toggle between zipForm & Transact

On October 1, 2025, Lone Wolf launched Transact, the new transaction management system. After creating your Transact account, you can toggle between the two systems using the app switcher. The steps in this guide detail how to toggle between the two platforms.

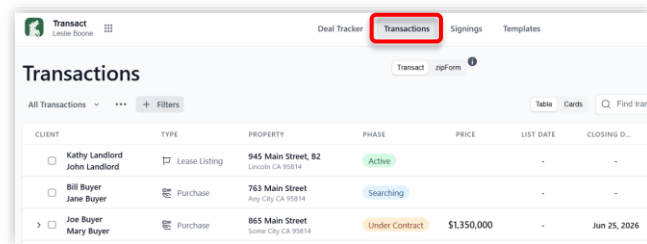
## Toggle between zipForm and Transact

### zipForm → Transact

1. In **zipForm**, click the app switcher at the top left.
2. Select **Transact** towards the bottom of the menu.

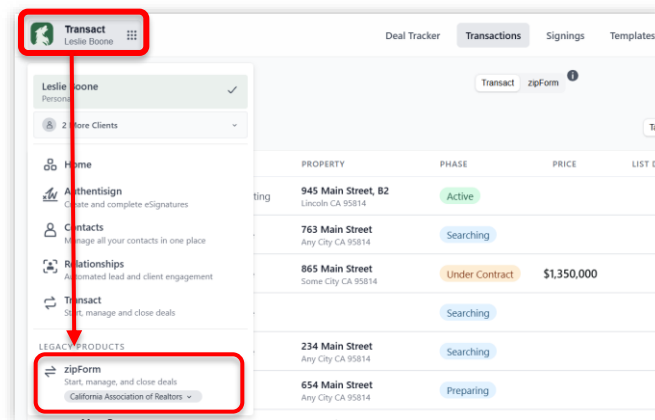


3. Click **Transactions** at the top of the page to view your transactions in Transact.



### Transact → zipForm

1. In **Transact**, click the app switcher at the top left.
2. Select **zipForm** at the bottom of the menu.



You will land on the **Transactions** page in zipForm by default.

